



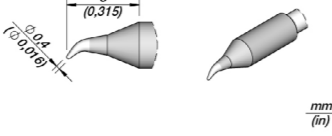
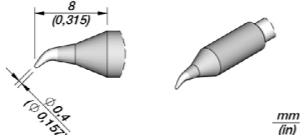
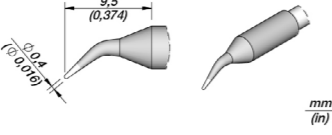
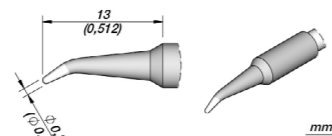
**C245 Cartridge** range  
for T245 Handles

| Ref.            | Description                   | Image | Suggested components                                   | Connectables   |
|-----------------|-------------------------------|-------|--|--|
| <b>C245-030</b> | Cartridge Conical<br>Ø 0,3    |       | Package 0201, 0402<br>Fine pitch 0,65mm<br>QFP, IC, .. | Control Units:<br>CD, DI, DDE, DME<br>Tools:<br>T245 range |
| <b>C245-032</b> | Cartridge Conical<br>Ø 0,4    |       | Package 0201, 0402<br>Fine pitch 0,65mm<br>QFP, IC, .. | Control Units:<br>CD, DI, DDE, DME<br>Tools:<br>T245 range |
| <b>C245-036</b> | Cartridge Conical<br>Ø 0,5 S1 |       | Package 0603<br>QFP, IC, ..                            | Control Units:<br>CD, DI, DDE, DME<br>Tools:<br>T245 range |
| <b>C245-930</b> | Cartridge Conical<br>Ø 0,5 S2 |       | Package 0603<br>QFP, IC, ..                            | Control Units:<br>CD, DI, DDE, DME<br>Tools:<br>T245 range |
| <b>C245-001</b> | Cartridge Conical<br>Ø 0,6    |       | General use  | Control Units:<br>CD, DI, DDE, DME<br>Tools:<br>T245 range |
| <b>C245-201</b> | Cartridge Conical<br>Ø 0,6 L  |       | Package 0603<br>QFP, IC, ..                            | Control Units:<br>CD, DI, DDE, DME<br>Tools:<br>T245 range |
| <b>C245-937</b> | Cartridge Conical<br>Ø 0,6 HT |       | Package 0603<br>QFP, IC, ..                            | Control Units:<br>CD, DI, DDE, DME<br>Tools:<br>T245 range |

**C245** Cartridges for T245 Handles

| Ref.            | Description                 | Image | Suggested components                            | Connectables   |
|-----------------|-----------------------------|-------|---|--|
| <b>C245-957</b> | Cartridge Conical<br>Ø 0,8  |       | Through hole                                    | Control Units:<br>CD, DI, DDE, DME<br>Tools:<br>T245 range |
| <b>C245-903</b> | Cartridge Conical<br>Ø 1 S1 |       | General use                                     | Control Units:<br>CD, DI, DDE, DME<br>Tools:<br>T245 range |
| <b>C245-803</b> | Cartridge Conical<br>Ø 1 L  |       | General use                                     | Control Units:<br>CD, DI, DDE, DME<br>Tools:<br>T245 range |
| <b>C245-041</b> | Cartridge Conical<br>Ø 1 S2 |       | General use<br>Tip with an extra tinned surface | Control Units:<br>CD, DI, DDE, DME<br>Tools:<br>T245 range |
| <b>C245-403</b> | Cartridge Conical<br>Ø 1 HT |       | General use                                     | Control Units:<br>CD, DI, DDE, DME<br>Tools:<br>T245 range |
| <b>C245-943</b> | Cartridge Conical<br>Ø 1,7  |       | General use                                     | Control Units:<br>CD, DI, DDE, DME<br>Tools:<br>T245 range |
| <b>C245-933</b> | Cartridge Conical<br>Ø 2,2  |       | General use                                     | Control Units:<br>CD, DI, DDE, DME<br>Tools:<br>T245 range |
| <b>C245-107</b> | Cartridge Conical<br>Ø 3 HT |       | General use                                     | Control Units:<br>CD, DI, DDE, DME<br>Tools:<br>T245 range |

**C245** Cartridges for **T245** Handles

|   | Ref.            | Description                  | Image   | Suggested components                                   | Connectables   |
|---|-----------------|------------------------------|---|--|--|
|  | <b>C245-034</b> | Cartridge Bent<br>Ø 0,4 S1   |    | Package 0201, 0402<br>Fine pitch 0,65mm<br>QFP, IC, .. | Control Units:<br>CD, DI, DDE, DME<br>Tools:<br>T245 range |
|   | <b>C245-234</b> | Cartridge Bent<br>Ø 0,4 S1 L |    | Package 0201, 0402<br>Fine pitch 0,65mm<br>QFP, IC, .. | Control Units:<br>CD, DI, DDE, DME<br>Tools:<br>T245 range |
|   | <b>C245-029</b> | Cartridge Bent<br>Ø 0,4 S2   |    | Package 0201, 0402<br>Fine pitch 0,65mm<br>QFP, IC, .. | Control Units:<br>CD, DI, DDE, DME<br>Tools:<br>T245 range |
|   | <b>C245-126</b> | Cartridge Bent<br>Ø 0,4 S3   |   | Package 0201, 0402<br>Fine pitch 0,65mm<br>QFP, IC, .. | Control Units:<br>CD, DI, DDE, DME<br>Tools:<br>T245 range |
|   | <b>C245-786</b> | Cartridge Bent<br>Ø 0,4 S4   |  | Package 0201, 0402<br>Fine pitch 0,65mm<br>QFP, IC, .. | Control Units:<br>CD, DI, DDE, DME<br>Tools:<br>T245 range |
|   | <b>C245-929</b> | Cartridge Bent<br>Ø 0,6      |  | Package 0603<br>QFP, IC, ..                            | Control Units:<br>CD, DI, DDE, DME<br>Tools:<br>T245 range |
|   | <b>C245-935</b> | Cartridge Bent<br>Ø 0,8      |  | Through hole   | Control Units:<br>CD, DI, DDE, DME<br>Tools:<br>T245 range |
|   | <b>C245-904</b> | Cartridge Bent<br>Ø 1        |  | General use  | Control Units:<br>CD, DI, DDE, DME<br>Tools:<br>T245 range |


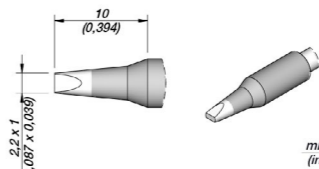
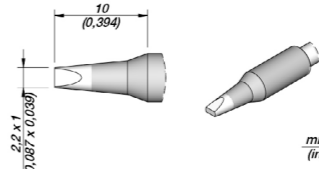
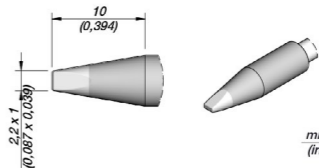
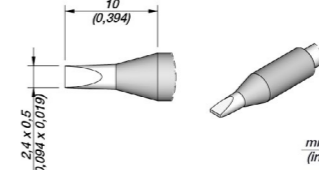
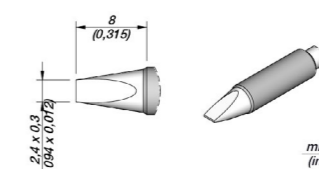
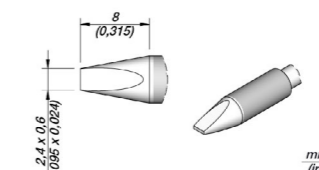
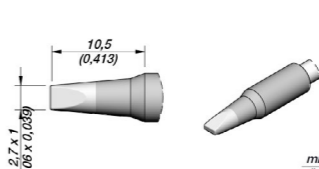
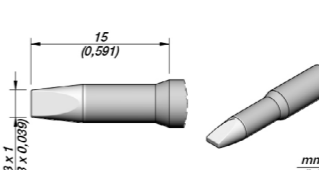
**C245** Cartridges for **T245** Handles

|   | Ref.            | Description                     | Image   | Suggested components         | Connectables   |
|---|-----------------|---------------------------------|---|------------------------------|--|
|    | <b>C245-804</b> | Cartridge Bent<br>Ø 1 L         |    | General use                  | Control Units:<br>CD, DI, DDE, DME<br>Tools:<br>T245 range |
|   | <b>C245-259</b> | Cartridge Bent<br>Ø 1,5         |    | General use                  | Control Units:<br>CD, DI, DDE, DME<br>Tools:<br>T245 range |
|   | <b>C245-260</b> | Cartridge Bent<br>Ø 2 HT        |    | General use                  | Control Units:<br>CD, DI, DDE, DME<br>Tools:<br>T245 range |
|   | <b>C245-627</b> | Cartridge Bent<br>Ø 3           |   | General use                  | Control Units:<br>CD, DI, DDE, DME<br>Tools:<br>T245 range |
|   | <b>C245-628</b> | Cartridge Bent<br>Ø 4 HT        |  | General use                  | Control Units:<br>CD, DI, DDE, DME<br>Tools:<br>T245 range |
|  | <b>C245-731</b> | Cartridge Chisel<br>0,6 x 0,3   |  | Package 0603                 | Control Units:<br>CD, DI, DDE, DME<br>Tools:<br>T245 range |
|   | <b>C245-773</b> | Cartridge Chisel<br>0,8 x 0,3   |  | Package 0805<br>Through hole | Control Units:<br>CD, DI, DDE, DME<br>Tools:<br>T245 range |
|   | <b>C245-673</b> | Cartridge Chisel<br>0,8 x 0,3 L |  | Package 0805<br>Through hole | Control Units:<br>CD, DI, DDE, DME<br>Tools:<br>T245 range |

**C245** Cartridges for **T245** Handles

|   | Ref.            | Description                      | Image   | Suggested components         | Connectables   |
|---|-----------------|----------------------------------|---|------------------------------|--|
|  | <b>C245-742</b> | Cartridge Chisel<br>0,8 x 0,6 HT |    | Package 0805<br>Through hole | Control Units:<br>CD, DI, DDE, DME<br>Tools:<br>T245 range |
|   | <b>C245-774</b> | Cartridge Chisel<br>1,2 x 0,3    |    | General use                  | Control Units:<br>CD, DI, DDE, DME<br>Tools:<br>T245 range |
|   | <b>C245-906</b> | Cartridge Chisel<br>1,2 x 0,7    |    | General use                  | Control Units:<br>CD, DI, DDE, DME<br>Tools:<br>T245 range |
|   | <b>C245-806</b> | Cartridge Chisel<br>1,2 x 0,7 L  |   | General use                  | Control Units:<br>CD, DI, DDE, DME<br>Tools:<br>T245 range |
|   | <b>C245-406</b> | Cartridge Chisel<br>1,2 x 0,7 HT |  | General use                  | Control Units:<br>CD, DI, DDE, DME<br>Tools:<br>T245 range |
|   | <b>C245-768</b> | Cartridge Chisel<br>1,5 x 0,3    |  | General use                  | Control Units:<br>CD, DI, DDE, DME<br>Tools:<br>T245 range |
|   | <b>C245-944</b> | Cartridge Chisel<br>1,8 x 0,8    |  | General use                  | Control Units:<br>CD, DI, DDE, DME<br>Tools:<br>T245 range |
|   | <b>C245-844</b> | Cartridge Chisel<br>1,8 x 0,8 L  |  | General use                  | Control Units:<br>CD, DI, DDE, DME<br>Tools:<br>T245 range |


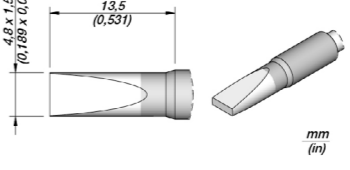
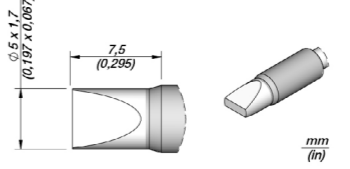
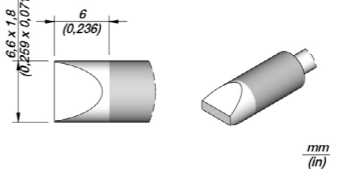

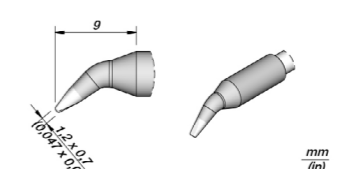
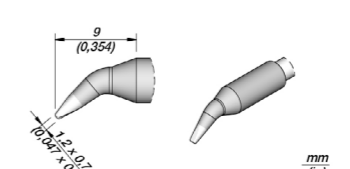
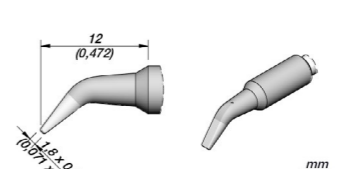
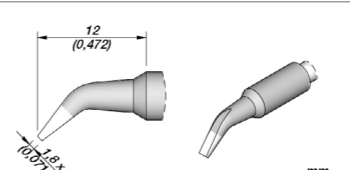
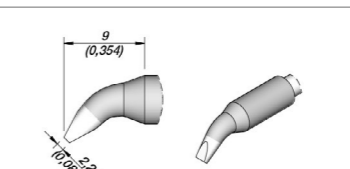
**C245** Cartridges for **T245** Handles

|   | Ref.            | Description                      | Image   | Suggested components | Connectables   |
|---|-----------------|----------------------------------|---|----------------------|--|
|  | <b>C245-907</b> | Cartridge Chisel<br>2,2 x 1      |    | General use          | Control Units:<br>CD, DI, DDE, DME<br>Tools:<br>T245 range |
|   | <b>C245-807</b> | Cartridge Chisel<br>2,2 x 1 L    |    | General use          | Control Units:<br>CD, DI, DDE, DME<br>Tools:<br>T245 range |
|   | <b>C245-407</b> | Cartridge Chisel<br>2,2 x 1 HT   |    | General use          | Control Units:<br>CD, DI, DDE, DME<br>Tools:<br>T245 range |
|   | <b>C245-759</b> | Cartridge Chisel<br>2,4 x 0,5 HT |   | General use          | Control Units:<br>CD, DI, DDE, DME<br>Tools:<br>T245 range |
|   | <b>C245-770</b> | Cartridge Chisel<br>2,4 x 0,3    |  | General use          | Control Units:<br>CD, DI, DDE, DME<br>Tools:<br>T245 range |
|   | <b>C245-741</b> | Cartridge Chisel<br>2,4 x 0,6 HT |  | General use          | Control Units:<br>CD, DI, DDE, DME<br>Tools:<br>T245 range |
|   | <b>C245-729</b> | Cartridge Chisel<br>2,7 x 1      |  | General use          | Control Units:<br>CD, DI, DDE, DME<br>Tools:<br>T245 range |
|   | <b>C245-061</b> | Cartridge Chisel<br>3 x 1        |  | General use          | Control Units:<br>CD, DI, DDE, DME<br>Tools:<br>T245 range |


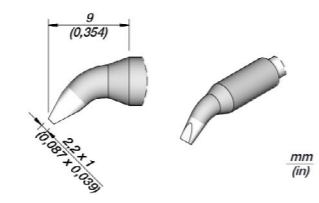
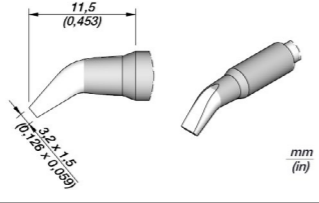
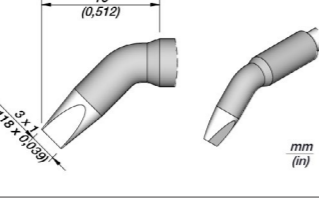
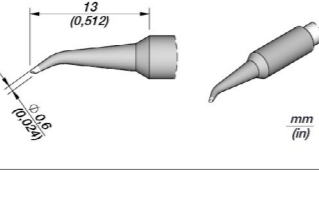
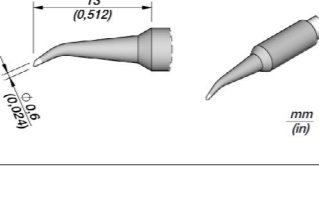

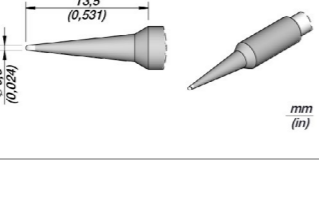
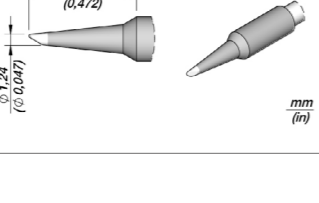
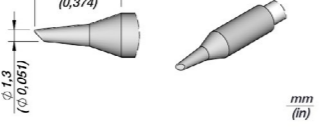
**C245** Cartridges for **T245** Handles

|   | Ref.            | Description                         | Image   | Suggested components | Connectables   |
|---|-----------------|-------------------------------------|---|----------------------|--|
|  | <b>C245-261</b> | Cartridge Chisel<br>3 x 1 L         |    | General use          | Control Units:<br>CD, DI, DDE, DME<br>Tools:<br>T245 range |
|   | <b>C245-911</b> | Cartridge Chisel<br>3,2 x 1,2       |    | General use          | Control Units:<br>CD, DI, DDE, DME<br>Tools:<br>T245 range |
|   | <b>C245-811</b> | Cartridge Chisel<br>3,2 x 1,2 L     |    | General use          | Control Units:<br>CD, DI, DDE, DME<br>Tools:<br>T245 range |
|   | <b>C245-775</b> | Cartridge Chisel<br>3,2 x 1,2 S1    |   | General use          | Control Units:<br>CD, DI, DDE, DME<br>Tools:<br>T245 range |
|   | <b>C245-755</b> | Cartridge Chisel<br>4 x 0,8 HT      |  | General use          | Control Units:<br>CD, DI, DDE, DME<br>Tools:<br>T245 range |
|   | <b>C245-756</b> | Cartridge Chisel<br>4,8 x 1 HT      |  | General use          | Control Units:<br>CD, DI, DDE, DME<br>Tools:<br>T245 range |
|   | <b>C245-908</b> | Cartridge Chisel<br>4,8 x 1,5 HT S1 |  | General use          | Control Units:<br>CD, DI, DDE, DME<br>Tools:<br>T245 range |
|   | <b>C245-808</b> | Cartridge Chisel<br>4,8 x 1,5 HT L  |  | General use          | Control Units:<br>CD, DI, DDE, DME<br>Tools:<br>T245 range |


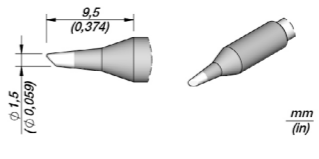
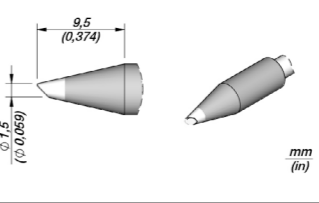
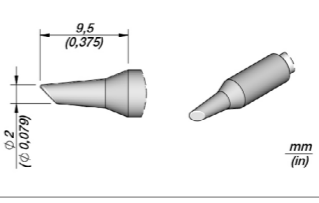
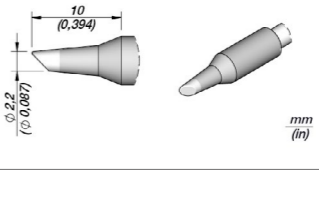
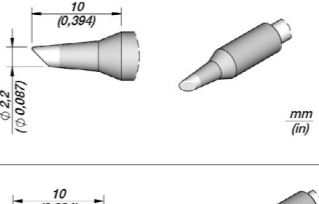
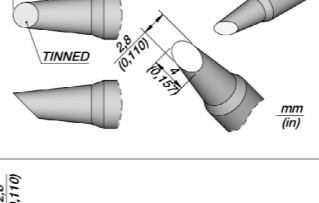
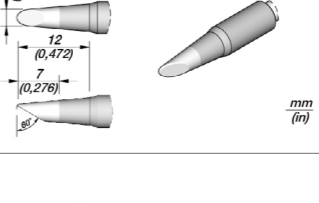
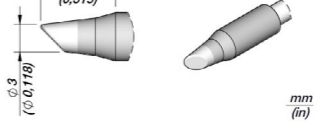
**C245** Cartridges for **T245** Handles

|  | Ref.            | Description                         | Image   | Suggested components | Connectables   |
|--|-----------------|-------------------------------------|---|----------------------|--|
|   | <b>C245-708</b> | Cartridge Chisel<br>4,8 x 1,5 HT S2 |    | General use          | Control Units:<br>CD, DI, DDE, DME<br>Tools:<br>T245 range |
|  | <b>C245-069</b> | Cartridge Chisel<br>5 x 1,7 HT      |    | General use          | Control Units:<br>CD, DI, DDE, DME<br>Tools:<br>T245 range |
|  | <b>C245-966</b> | Cartridge Chisel<br>6,6 x 1,8 HT    |    | General use          | Control Units:<br>CD, DI, DDE, DME<br>Tools:<br>T245 range |
|  | <b>C245-962</b> | Cartridge Bent<br>1,2 x 0,7         |   | General use          | Control Units:<br>CD, DI, DDE, DME<br>Tools:<br>T245 range |
|  | <b>C245-862</b> | Cartridge Bent<br>1,2 x 0,7 L       |  | General use          | Control Units:<br>CD, DI, DDE, DME<br>Tools:<br>T245 range |
|  | <b>C245-963</b> | Cartridge Bent<br>1,8 x 0,8         |  | General use          | Control Units:<br>CD, DI, DDE, DME<br>Tools:<br>T245 range |
|  | <b>C245-863</b> | Cartridge Bent<br>1,8 x 0,8 L       |  | General use          | Control Units:<br>CD, DI, DDE, DME<br>Tools:<br>T245 range |
|  | <b>C245-946</b> | Cartridge Bent<br>2,2 x 1,0         |  | General use          | Control Units:<br>CD, DI, DDE, DME<br>Tools:<br>T245 range |

**C245** Cartridges for **T245** Handles

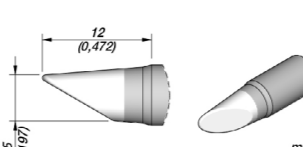
|   | Ref.            | Description                      | Image   | Suggested components  | Connectables   |
|---|-----------------|----------------------------------|---|---|--|
|    | <b>C245-846</b> | Cartridge Bent<br>2,2 x 1 L      |    | General use   | Control Units:<br>CD, DI, DDE, DME<br>Tools:<br>T245 range |
|   | <b>C245-732</b> | Cartridge Bent<br>3,2 x 1,5      |    | General use   | Control Units:<br>CD, DI, DDE, DME<br>Tools:<br>T245 range |
|   | <b>C245-761</b> | Cartridge Bent<br>3,0 x 1        |    | General use   | Control Units:<br>CD, DI, DDE, DME<br>Tools:<br>T245 range |
|   | <b>C245-748</b> | Cartridge Bent Bevel<br>Ø 0,6 S1 |   | Package 0603<br>Through hole  | Control Units:<br>CD, DI, DDE, DME<br>Tools:<br>T245 range |
|   | <b>C245-749</b> | Cartridge Bent Bevel<br>Ø 0,6 S2 |  | Package 0603<br>Through hole  | Control Units:<br>CD, DI, DDE, DME<br>Tools:<br>T245 range |
|  | <b>C245-747</b> | Cartridge Bevel<br>Ø 0,6         |  | Package 0603<br>Through hole  | Control Units:<br>CD, DI, DDE, DME<br>Tools:<br>T245 range |
|   | <b>C245-710</b> | Cartridge Bevel<br>Ø 1,2         |  | Drag soldering<br>Through hole  | Control Units:<br>CD, DI, DDE, DME<br>Tools:<br>T245 range |
|   | <b>C245-064</b> | Cartridge Bevel<br>Ø 1,3         |  | Drag soldering<br>Through hole<br>Hoof tip with reduced<br>tinned surface, ideal for<br>tuch up | Control Units:<br>CD, DI, DDE, DME<br>Tools:<br>T245 range |

**C245** Cartridges for **T245** Handles


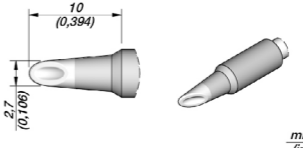
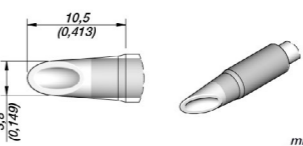

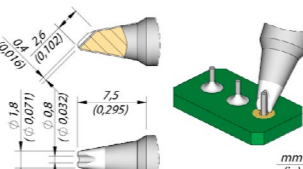
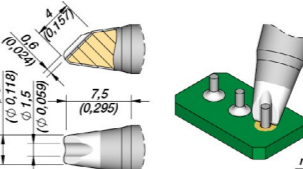
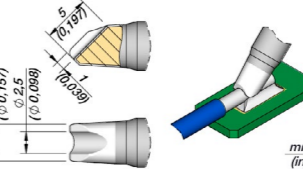
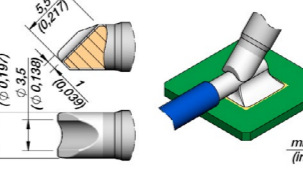
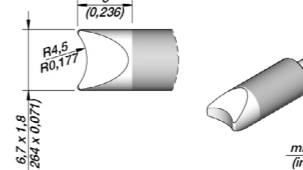

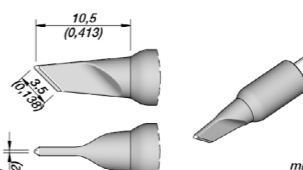
|   | Ref.            | Description                 | Image   | Suggested components  | Connectables   |
|---|-----------------|-----------------------------|---|---|--|
|  | <b>C245-905</b> | Cartridge Bevel<br>Ø 1,5    |    | Drag soldering<br>Through hole  | Control Units:<br>CD, DI, DDE, DME<br>Tools:<br>T245 range |
|   | <b>C245-405</b> | Cartridge Bevel<br>Ø 1,5 HT |    | Drag soldering<br>Through hole  | Control Units:<br>CD, DI, DDE, DME<br>Tools:<br>T245 range |
|   | <b>C245-102</b> | Cartridge Bevel<br>Ø 2      |    | Drag soldering<br>Through hole<br>Hoof tip with reduced<br>tinned surface, ideal for<br>tuch up | Control Units:<br>CD, DI, DDE, DME<br>Tools:<br>T245 range |
|   | <b>C245-945</b> | Cartridge Bevel<br>Ø 2,2    |   | Drag soldering<br>Through hole  | Control Units:<br>CD, DI, DDE, DME<br>Tools:<br>T245 range |
|   | <b>C245-845</b> | Cartridge Bevel<br>Ø 2,2 L  |  | Drag soldering<br>Through hole  | Control Units:<br>CD, DI, DDE, DME<br>Tools:<br>T245 range |
|   | <b>C245-784</b> | Cartridge Bevel<br>Ø 2,8    |  | Drag soldering<br>Through hole  | Control Units:<br>CD, DI, DDE, DME<br>Tools:<br>T245 range |
|   | <b>C245-793</b> | Cartridge Bevel<br>Ø 2,8    |  | Drag soldering<br>Through hole  | Control Units:<br>CD, DI, DDE, DME<br>Tools:<br>T245 range |
|   | <b>C245-912</b> | Cartridge Bevel<br>Ø 3      |  | Drag soldering<br>Through hole  | Control Units:<br>CD, DI, DDE, DME<br>Tools:<br>T245 range |




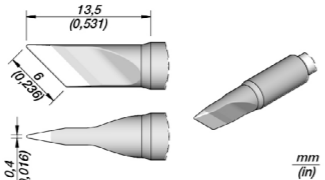
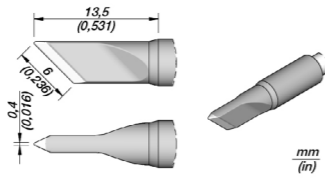
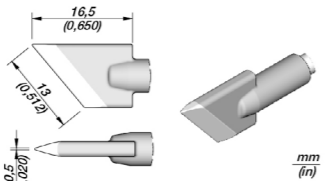
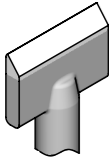
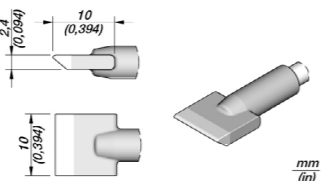
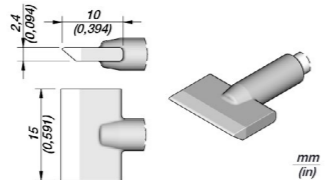
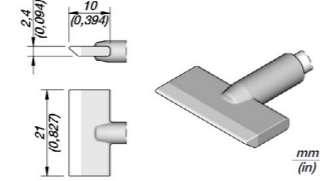
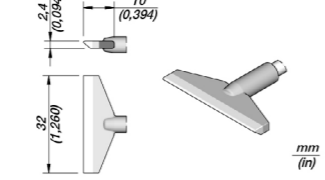
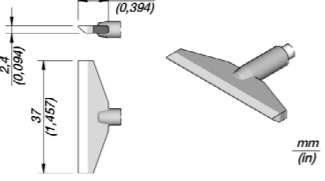
**C245** Cartridges for **T245** Handles

|   | Ref.            | Description                   | Image   | Suggested components           | Connectables   |
|---|-----------------|-------------------------------|---|--------------------------------|--|
|    | <b>C245-812</b> | Cartridge Bevel<br>Ø 3 L      |    | Drag soldering<br>Through hole | Control Units:<br>CD, DI, DDE, DME<br>Tools:<br>T245 range |
|   | <b>C245-056</b> | Cartridge Bevel<br>Ø 3,5 HT   |    | Drag soldering<br>Through hole | Control Units:<br>CD, DI, DDE, DME<br>Tools:<br>T245 range |
|   | <b>C245-256</b> | Cartridge Bevel<br>Ø 3,5 HT L |    | Drag soldering<br>Through hole | Control Units:<br>CD, DI, DDE, DME<br>Tools:<br>T245 range |
|   | <b>C245-951</b> | Cartridge Bevel<br>Ø 3,8 HT   |   | Drag soldering<br>Through hole | Control Units:<br>CD, DI, DDE, DME<br>Tools:<br>T245 range |
|   | <b>C245-766</b> | Cartridge Bevel<br>Ø 5        |  | Wide area                      | Control Units:<br>CD, DI, DDE, DME<br>Tools:<br>T245 range |
|   | <b>C245-301</b> | Cartridge Bevel<br>Ø 8,8      |  | Wide area                      | Control Units:<br>CD, DI, DDE, DME<br>Tools:<br>T245 range |
|  | <b>C245-965</b> | Cartridge Spoon<br>Ø 1,9      |  | Drag soldering                 | Control Units:<br>CD, DI, DDE, DME<br>Tools:<br>T245 range |
|   | <b>C245-067</b> | Cartridge Spoon<br>Ø 2,3      |  | Drag soldering                 | Control Units:<br>CD, DI, DDE, DME<br>Tools:<br>T245 range |

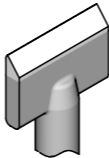
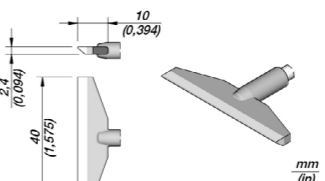
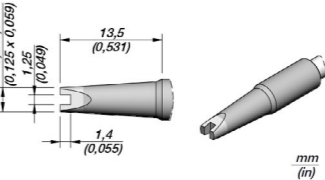

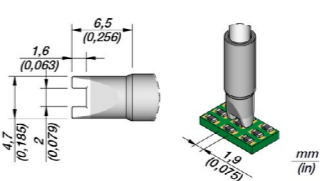
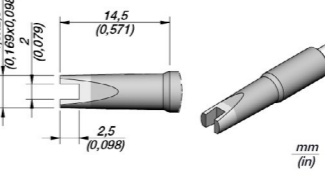
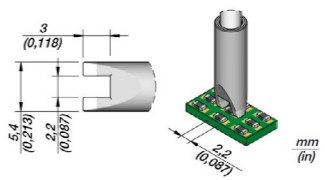
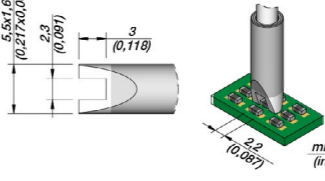
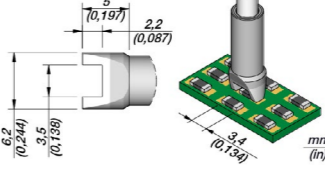
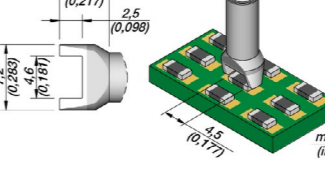
**C245** Cartridges for **T245** Handles

|   | Ref.            | Description                          | Image   | Suggested components             | Connectables   |
|---|-----------------|--------------------------------------|---|----------------------------------|--|
|    | <b>C245-931</b> | Cartridge Spoon<br>Ø 2,7             |    | Drag soldering                   | Control Units:<br>CD, DI, DDE, DME<br>Tools:<br>T245 range |
|   | <b>C245-938</b> | Cartridge Spoon<br>Ø 3,8             |    | Drag soldering                   | Control Units:<br>CD, DI, DDE, DME<br>Tools:<br>T245 range |
|    | <b>C245-790</b> | Cartridge<br>Pin/Connector<br>Ø 0,8  |    | Through hole<br>Cable sold/desol | Control Units:<br>CD, DI, DDE, DME<br>Tools:<br>T245 range |
|   | <b>C245-785</b> | Cartridge<br>Pin/Connector<br>Ø 1,5  |   | Through hole<br>Cable sold/desol | Control Units:<br>CD, DI, DDE, DME<br>Tools:<br>T245 range |
|   | <b>C245-763</b> | Cartridge<br>Pin/Connector<br>Ø 2,5  |  | Through hole<br>Cable sold/desol | Control Units:<br>CD, DI, DDE, DME<br>Tools:<br>T245 range |
|   | <b>C245-760</b> | Cartridge<br>Pin/Connector<br>Ø 3,5  |  | Through hole<br>Cable sold/desol | Control Units:<br>CD, DI, DDE, DME<br>Tools:<br>T245 range |
|   | <b>C245-762</b> | Cartridge<br>Pin/Connector<br>R. 4,5 |  | Cable sold/desol                 | Control Units:<br>CD, DI, DDE, DME<br>Tools:<br>T245 range |
|  | <b>C245-789</b> | Cartridge Knife<br>3,5 x 0,3         |  | Drag soldering                   | Control Units:<br>CD, DI, DDE, DME<br>Tools:<br>T245 range |


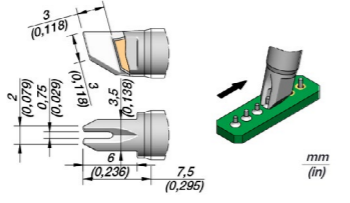
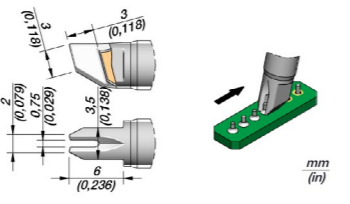
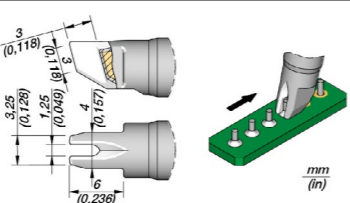
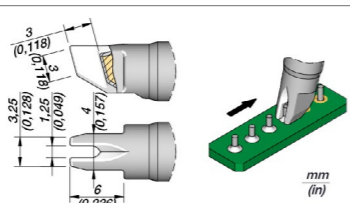
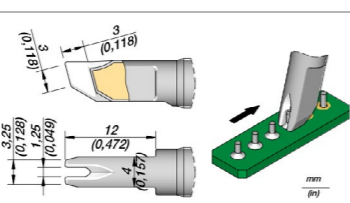
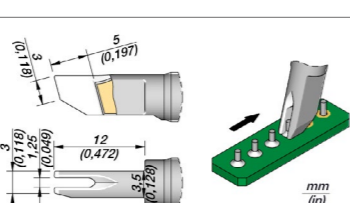
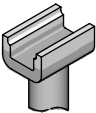
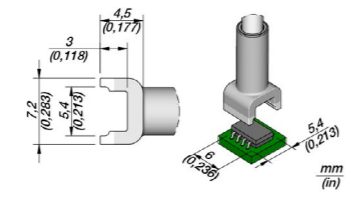
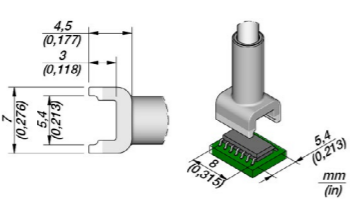
**C245** Cartridges for **T245** Handles

|  | Ref.            | Description                     | Image   | Suggested components                   | Connectables   |
|--|-----------------|---------------------------------|---|--|--|
|   | <b>C245-939</b> | Cartridge Knife<br>6,0 x 0,4    |    | Drag soldering                         | Control Units:<br>CD, DI, DDE, DME<br>Tools:<br>T245 range |
|  | <b>C245-765</b> | Cartridge Knife<br>6,0 x 0,4 S1 |    | Drag soldering                         | Control Units:<br>CD, DI, DDE, DME<br>Tools:<br>T245 range |
|  | <b>C245-955</b> | Cartridge Knife<br>13,0 x 0,5   |    | Drag Soldering<br>Conector desoldering | Control Units:<br>CD, DI, DDE, DME<br>Tools:<br>T245 range |
|  | <b>C245-914</b> | Cartridge Blade<br>10 S1        |   | Pad cleaning<br>Conector desoldering   | Control Units:<br>CD, DI, DDE, DME<br>Tools:<br>T245 range |
|  | <b>C245-752</b> | Cartridge Blade<br>15           |  | Pad cleaning<br>Conector desoldering   | Control Units:<br>CD, DI, DDE, DME<br>Tools:<br>T245 range |
|  | <b>C245-913</b> | Cartridge Blade<br>21           |  | Pad cleaning<br>Conector desoldering   | Control Units:<br>CD, DI, DDE, DME<br>Tools:<br>T245 range |
|  | <b>C245-949</b> | Cartridge Blade<br>32           |  | Pad cleaning<br>Conector desoldering   | Control Units:<br>CD, DI, DDE, DME<br>Tools:<br>T245 range |
|  | <b>C245-776</b> | Cartridge Blade<br>37           |  | Pad cleaning<br>Conector desoldering   | Control Units:<br>CD, DI, DDE, DME<br>Tools:<br>T245 range |

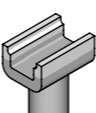
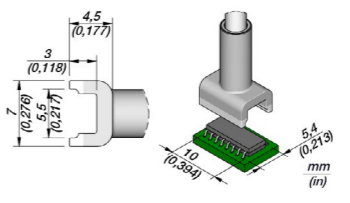
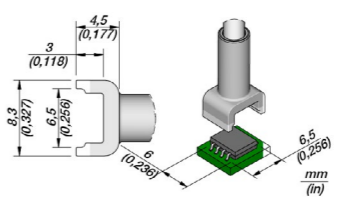
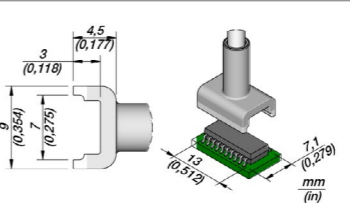
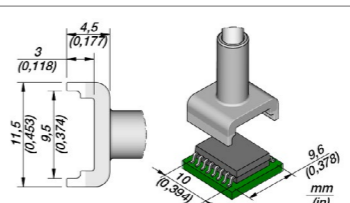
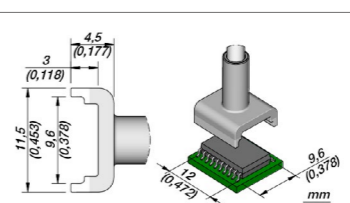
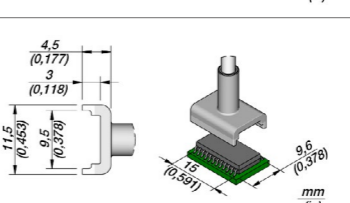
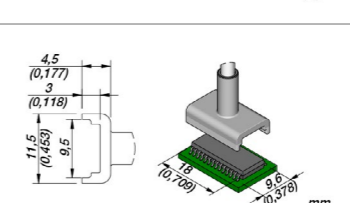
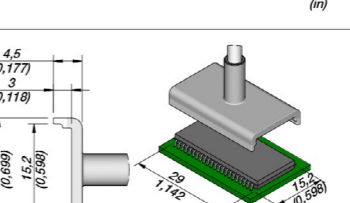
**C245** Cartridges for **T245** Handles

|   | Ref.            | Description              | Image   | Suggested components                 | Connectables   |
|---|-----------------|--------------------------|---|--------------------------------------|--|
|  | <b>C245-792</b> | Cartridge Blade<br>40    |    | Pad cleaning<br>Conector desoldering | Control Units:<br>CD, DI, DDE, DME<br>Tools:<br>T245 range |
|   | <b>C245-757</b> | Cartridge Chip<br>1,25   |    | SMD resistors<br>SMD capacitors      | Control Units:<br>CD, DI, DDE, DME<br>Tools:<br>T245 range |
|  | <b>C245-016</b> | Cartridge Chip<br>1,9    |    | SMD resistors<br>SMD capacitors      | Control Units:<br>CD, DI, DDE, DME<br>Tools:<br>T245 range |
|   | <b>C245-758</b> | Cartridge Chip<br>2      |   | SMD resistors<br>SMD capacitors      | Control Units:<br>CD, DI, DDE, DME<br>Tools:<br>T245 range |
|   | <b>C245-017</b> | Cartridge Chip<br>2,2 S1 |  | SMD resistors<br>SMD capacitors      | Control Units:<br>CD, DI, DDE, DME<br>Tools:<br>T245 range |
|   | <b>C245-150</b> | Cartridge Chip<br>2,2 S2 |  | SMD resistors<br>SMD capacitors      | Control Units:<br>CD, DI, DDE, DME<br>Tools:<br>T245 range |
|   | <b>C245-018</b> | Cartridge Chip<br>3,4    |  | SMD resistors<br>SMD capacitors      | Control Units:<br>CD, DI, DDE, DME<br>Tools:<br>T245 range |
|   | <b>C245-019</b> | Cartridge Chip<br>4,5    |  | SMD resistors<br>SMD capacitors      | Control Units:<br>CD, DI, DDE, DME<br>Tools:<br>T245 range |

**C245** Cartridges for **T245** Handles

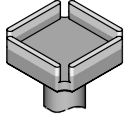
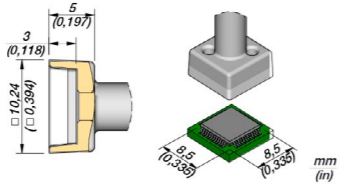
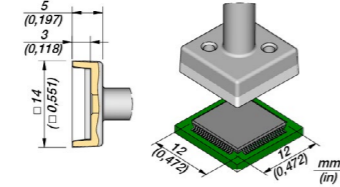
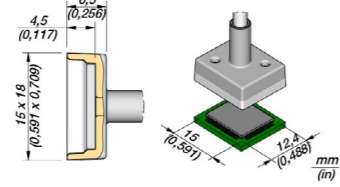
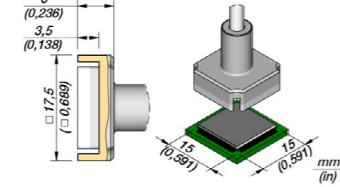
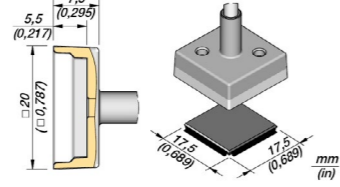
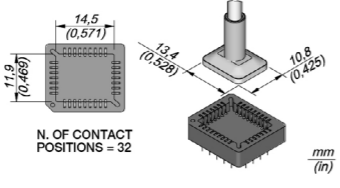
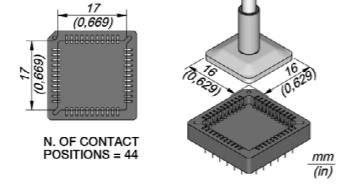

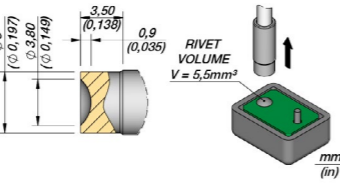
|   | Ref.            | Description                 | Image   | Suggested components | Connectables   |
|---|-----------------|-----------------------------|---|----------------------|--|
|    | <b>C245-754</b> | Cartridge Drag<br>0,75      |    | Drag soldering       | Control Units:<br>CD, DI, DDE, DME<br>Tools:<br>T245 range |
|   | <b>C245-654</b> | Cartridge Drag<br>0,75 L    |    | Drag soldering       | Control Units:<br>CD, DI, DDE, DME<br>Tools:<br>T245 range |
|   | <b>C245-751</b> | Cartridge Drag<br>1,25      |    | Drag soldering       | Control Units:<br>CD, DI, DDE, DME<br>Tools:<br>T245 range |
|   | <b>C245-651</b> | Cartridge Drag<br>1,25 L    |   | Drag soldering       | Control Units:<br>CD, DI, DDE, DME<br>Tools:<br>T245 range |
|   | <b>C245-667</b> | Cartridge Drag<br>1,25 S1 L |  | Drag soldering       | Control Units:<br>CD, DI, DDE, DME<br>Tools:<br>T245 range |
|   | <b>C245-669</b> | Cartridge Drag<br>1,25 S2 L |  | Drag soldering       | Control Units:<br>CD, DI, DDE, DME<br>Tools:<br>T245 range |
|  | <b>C245-220</b> | Cartridge Tunnel<br>5,4 x 6 |  | Dual in Line<br>IC   | Control Units:<br>CD, DI, DDE, DME<br>Tools:<br>T245 range |
|   | <b>C245-250</b> | Cartridge Tunnel<br>5,4 x 8 |  | Dual in Line<br>IC   | Control Units:<br>CD, DI, DDE, DME<br>Tools:<br>T245 range |

**C245** Cartridges for **T245** Handles

|   | Ref.            | Description                   | Image   | Suggested components | Connectables   |
|---|-----------------|-------------------------------|---|----------------------|--|
|  | <b>C245-221</b> | Cartridge Tunnel<br>5,4 x 10  |    | Dual in Line<br>IC   | Control Units:<br>CD, DI, DDE, DME<br>Tools:<br>T245 range |
|   | <b>C245-303</b> | Cartridge Tunnel<br>6,5 x 6   |    | Dual in Line<br>IC   | Control Units:<br>CD, DI, DDE, DME<br>Tools:<br>T245 range |
|   | <b>C245-222</b> | Cartridge Tunnel<br>7,1 x 13  |    | Dual in Line<br>IC   | Control Units:<br>CD, DI, DDE, DME<br>Tools:<br>T245 range |
|   | <b>C245-306</b> | Cartridge Tunnel<br>9,6 x 10  |   | Dual in Line<br>IC   | Control Units:<br>CD, DI, DDE, DME<br>Tools:<br>T245 range |
|   | <b>C245-305</b> | Cartridge Tunnel<br>9,6 x 12  |  | Dual in Line<br>IC   | Control Units:<br>CD, DI, DDE, DME<br>Tools:<br>T245 range |
|   | <b>C245-304</b> | Cartridge Tunnel<br>9,6 x 15  |  | Dual in Line,<br>IC  | Control Units:<br>CD, DI, DDE, DME<br>Tools:<br>T245 range |
|   | <b>C245-215</b> | Cartridge Tunnel<br>9,6 x 18  |  | Dual in Line<br>IC   | Control Units:<br>CD, DI, DDE, DME<br>Tools:<br>T245 range |
|   | <b>C245-226</b> | Cartridge Tunnel<br>15,2 x 29 |  | Dual in Line<br>IC   | Control Units:<br>CD, DI, DDE, DME<br>Tools:<br>T245 range |



**C245** Cartridges for **T245** Handles

|   | Ref.            | Description                     | Image   | Suggested components                     | Connectables   |
|---|-----------------|---------------------------------|---|--|--|
|    | <b>C245-223</b> | Cartridge QFP<br>8,5 x 8,5      |    | QFP                                      | Control Units:<br>CD, DI, DDE, DME<br>Tools:<br>T245 range |
|   | <b>C245-224</b> | Cartridge QFP<br>12 x 12        |    | QFP                                      | Control Units:<br>CD, DI, DDE, DME<br>Tools:<br>T245 range |
|   | <b>C245-228</b> | Cartridge QFP<br>12,4 x 15      |    | QFP                                      | Control Units:<br>CD, DI, DDE, DME<br>Tools:<br>T245 range |
|   | <b>C245-315</b> | Cartridge QFP<br>15 x 15        |   | QFP                                      | Control Units:<br>CD, DI, DDE, DME<br>Tools:<br>T245 range |
|   | <b>C245-227</b> | Cartridge QFP<br>17,5 x 17,5    |  | QFP                                      | Control Units:<br>CD, DI, DDE, DME<br>Tools:<br>T245 range |
|   | <b>C245-248</b> | Cartridge Socket<br>11,9 x 14,5 |  | PLCC sockets                             | Control Units:<br>CD, DI, DDE, DME<br>Tools:<br>T245 range |
|   | <b>C245-247</b> | Cartridge Socket<br>17 x 17     |  | PLCC sockets                             | Control Units:<br>CD, DI, DDE, DME<br>Tools:<br>T245 range |
|  | <b>C245-053</b> | Cartridge Rivet<br>Ø 3,8        |  | Chrome finisg, design for plastic rivets | Control Units:<br>CD, DI, DDE, DME<br>Tools:<br>T245 range |

**C245** Cartridges for **T245** Handles

|   | Ref.            | Description                        | Image   | Suggested components                      | Connectables   |
|---|-----------------|------------------------------------|---|---|--|
|  | <b>C245-052</b> | Cartridge Rivet<br>Ø 4,9           |    | Chrome finisg, design for plastic rivets  | Control Units:<br>CD, DI, DDE, DME<br>Tools:<br>T245 range |
|   | <b>C245-054</b> | Cartridge Rivet<br>Ø 6,5           |    | Chrome finisg, design for plastic rivets  | Control Units:<br>CD, DI, DDE, DME<br>Tools:<br>T245 range |
|   | <b>C245-312</b> | Cartridge for Plastics<br>Ø 3,2    |    | Plastics                                  | Control Units:<br>CD, DI, DDE, DME<br>Tools:<br>T245 range |
|   | <b>C245-313</b> | Cartridge for Plastics<br>Ø 4,1    |   | Plastics                                  | Control Units:<br>CD, DI, DDE, DME<br>Tools:<br>T245 range |
|   | <b>C245-123</b> | Cartridge for Plastics<br>4 x 4    |  | Plastics                                  | Control Units:<br>CD, DI, DDE, DME<br>Tools:<br>T245 range |
|   | <b>C245-124</b> | Cartridge for Plastics<br>4,25 x 2 |  | Plastics                                  | Control Units:<br>CD, DI, DDE, DME<br>Tools:<br>T245 range |
|   | <b>C245-109</b> | Cartridge Cutter<br>4,3 x 0,1      |  | Plastics<br>Remove underfill encapsulants | Control Units:<br>CD, DI, DDE, DME<br>Tools:<br>T245 range |
|   | <b>C245-138</b> | Cartridge Cutter<br>12             |  | Plastic<br>Rubber<br>cutter               | Control Units:<br>CD, DI, DDE, DME<br>Tools:<br>T245 range |

**C245** Cartridges for **T245** Handles

| Ref.            | Description                      | Image | Suggested components                    | Connectables   |
|-----------------|----------------------------------|-------|---|--|
| <b>C245-121</b> | Cartridge Cutter 13              |       | Plastic Rubber cutter                   | Control Units: CD, DI, DDE, DME<br>Tools: T245 range |
| <b>C245-311</b> | Cartridge for Plastics 20 x 6    |       | Plastics                                | Control Units: CD, DI, DDE, DME<br>Tools: T245 range |
| <b>C245-119</b> | Cartridge Conical Teflon Ø 1     |       | Plastics                                | Control Units: CD, DI, DDE, DME<br>Tools: T245 range |
| <b>C245-116</b> | Cartridge Pin/Connector R. 1     |       | Through hole Coaxial connector          | Control Units: CD, DI, DDE, DME<br>Tools: T245 range |
| <b>C245-122</b> | Cartridge Pin/Connect. 1,5 x 0,5 |       | Cylinder parts                          | Control Units: CD, DI, DDE, DME<br>Tools: T245 range |
| <b>C245-764</b> | Cartridge Fine Pitch Ø 0,5       |       | Package 0603 QFP, IC, .. Fine pitch     | Control Units: CD, DI, DDE, DME<br>Tools: T245 range |
| <b>C245-771</b> | Cartridge Bent 1 x 0,1           |       | Cable soldering to connector Fine pitch | Control Units: CD, DI, DDE, DME<br>Tools: T245 range |
| <b>C245-117</b> | Cartridge Flat Ø 1,45            |       | Through hole                            | Control Units: CD, DI, DDE, DME<br>Tools: T245 range |

**C245** Cartridges for **T245** Handles

| Ref.             | Description                   | Image | Suggested components                                      | Connectables   |
|------------------|-------------------------------|-------|---|--|
| <b>C245-118</b>  | Cartridge Pin/Wire 0,4        |       | Through hole Wire tinning                                 | Control Units: CD, DI, DDE, DME<br>Tools: T245 range |
| <b>C245-730</b>  | Cartridge Blade 10 S2         |       | Pad cleaning Conector desoldering                         | Control Units: CD, DI, DDE, DME<br>Tools: T245 range |
| <b>C245-268</b>  | Cartridge Pin/Wire 1,5        |       | Through hole  | Control Units: CD, DI, DDE, DME<br>Tools: T245 range |
| <b>C245-136</b>  | Cartridge Micro Stick Switch  |       | Micro Stick desoldering                                   | Control Units: CD, DI, DDE, DME<br>Tools: T245 range |
| <b>C245-772</b>  | Cartridge Nickel 1,4 x 0,7 S1 |       | HMP soldering   | Control Units: CD, DI, DDE, DME<br>Tools: T245 range |
| <b>C245-009</b>  | Cartridge S-Lead 4,5 x 1,8    |       | Drag Soldering  | Control Units: CD, DI, DDE, DME<br>Tools: T245 range |
| <b>C245-010</b>  | Cartridge J-Lead 4,5 x 1,8    |       | Drag soldering J-lead                                     | Control Units: CD, DI, DDE, DME<br>Tools: T245 range |
| <b>C245-SP01</b> | Solder Pot Cartridge 15 x 18  |       | Tinnig wires Desoldering Through Hole Multipin components | Control Units: CD, DI, DDE, DME<br>Tools: T245 range |